



FEATURES

- 10 Sunlighten patented SoloCarbon infrared light therapy heaters
- Ultra low EMF and environmentally safe
- Programmable timer & continuous use options for convenience
- Chromotherapy: healing with lights and colors
- Patented magnetic locking system makes assembly a snap
- Beautiful craftsmanship and solid wood construction
- Deep benches and a taller height for ultimate relaxation
- Therabody® Vibrational Sound Therapy, a must-have add-on



PANELS

Roof panel: 81.1" W x 56.3" D x 3" T
Floor panel: 80.3" W x 55.5" D x 2.6" T
Front wall (including glass): 77" W x 71" H x 2" T
Glass door: 28" W x 68.1" H x .3" T
Back wall: 77.8" W x 71" H x 2.2" T
Right wall: 55" W x 71" H x 2.2" T
Left wall (including glass): 50.4" W x 71" H x 2" T
Side glass: 28.1" W x 69.2" H x .3" T
Bench 1: 74.6" W x 20.3" D x 3.7" T
Bench 2: 29.5" W x 20.3" D x 3.7" T

ASSEMBLED

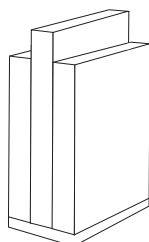
Exterior: 80.9" W x 56.1" D x 77.7" H*
 *2" feet included
Interior: 74.8" W x 50" D x 70.3" H
Bench: 74.6" W x 20.2" D x 19.5" H
Heaters: 10
Weight: Bass: 693 lbs.; Euca: 779 lbs.
Available in:
 Basswood
  Eucalyptus

ELECTRICAL

Electrical: 240V 2750W 20A
Dedicated 240V 20A circuit required
Not found in common electrical setups - may need a transformer to accommodate.
 10' cord exits from back left of roof (when facing sauna)
Outlet specifications:
 NEMA 6-20
 USA/CAN


FITTING IN YOUR SPACE

Because of the large panel size, it is important to ensure there is enough space through the doors and pathways to the sauna's location in your home. Please measure any doorway or hallway needed prior to purchase.



CARTONS

Floor/Roof/Hardware/Bench:
 12" W x 60" D x 83" H
Front/Back Wall:
 9" W x 76" D x 82" H
Left/Right Wall:
 8" W x 59" D x 75" H





See our **sunlighten** saunas in your own space.

Scan the corresponding QR code to experience our Sauna Visualizer on your mobile phone.

STEP 1

Open camera on your mobile device.*

*Technical requirements:
iOS Version 11 and later
or Android 8 and later.

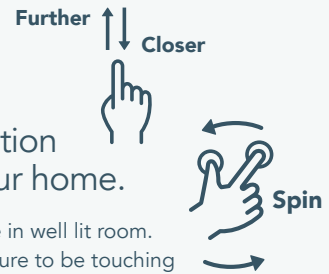
STEP 2

Scan any QR code below to visualize our saunas in your environment.

STEP 3

Follow the prompt to engage, then position the sauna around your home.

For best results, make sure to be in well lit room.
When positioning sauna, make sure to be touching sauna model.



Signature[®] IV Far Infrared Sauna

EUCALYPTUS



BASSWOOD

